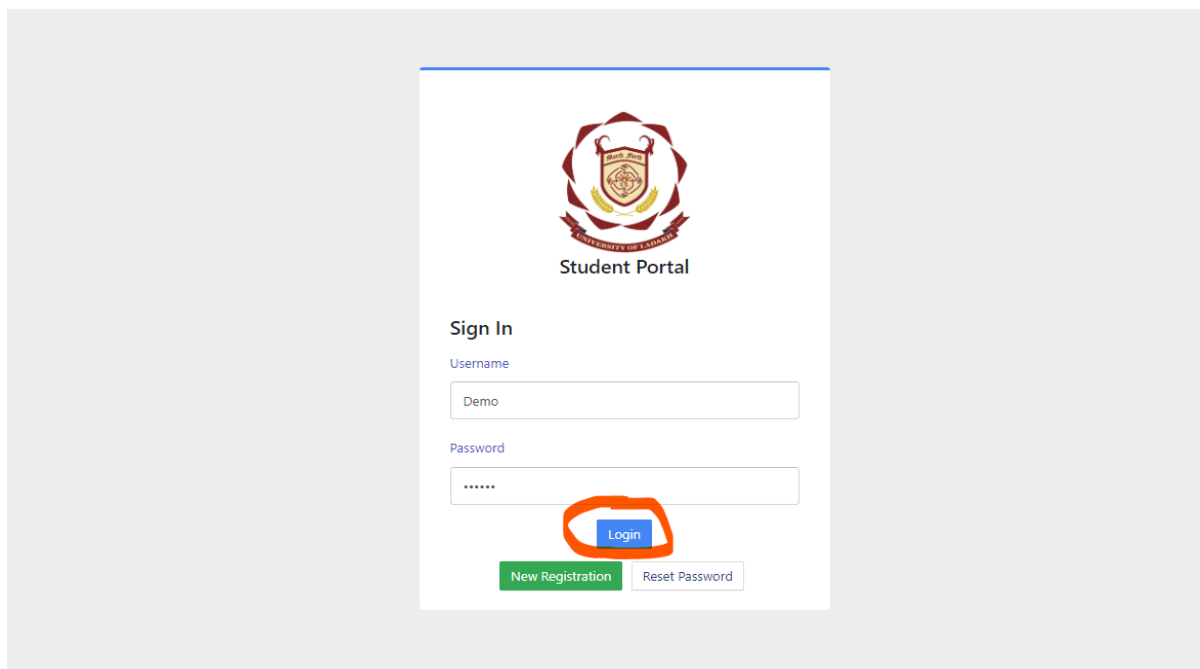


## **PROCEDURE TO CREATE ABC STUDENT ACCOUNT THROUGH E-SAMARTH**

### **Step 1: Login to the Student Portal**



UOL  
Student Portal

Sign In

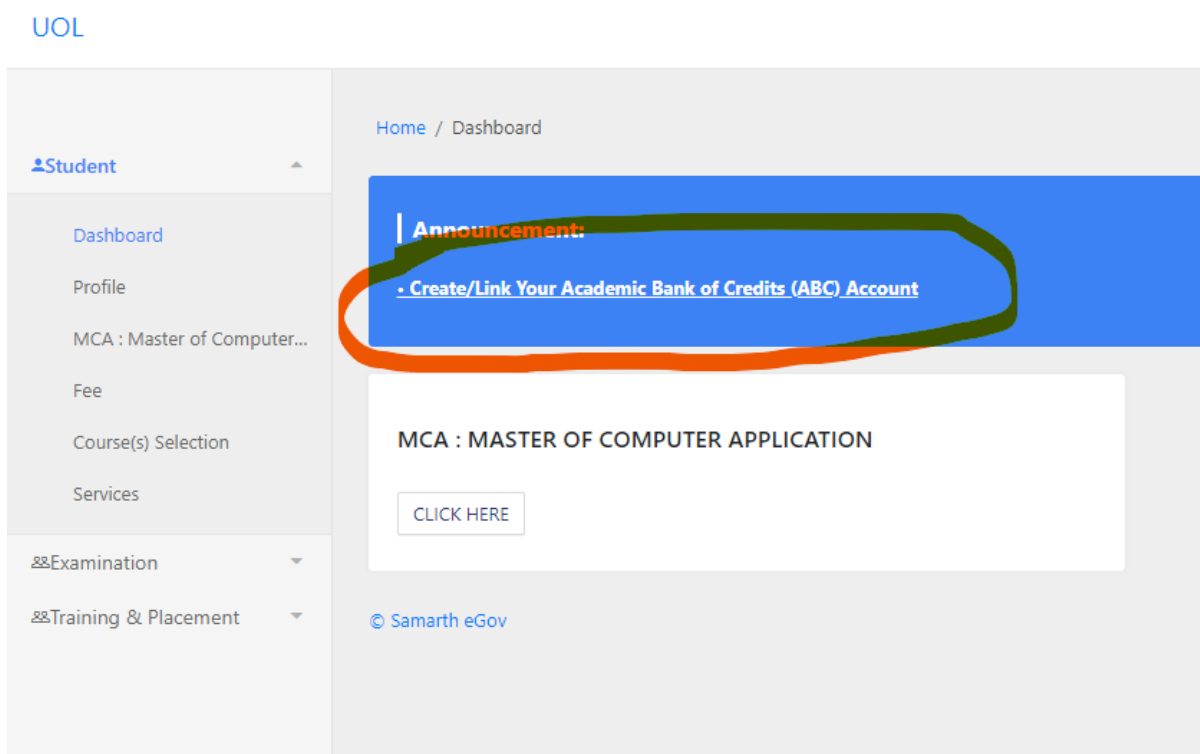
Username  
Demo

Password  
\*\*\*\*\*

Login

New Registration Reset Password

### **Step 2 : After Login you will get an interphase shown below then Click on the link circle below.**



UOL

Home / Dashboard

Announcement:  
- Create/Link Your Academic Bank of Credits (ABC) Account

MCA : MASTER OF COMPUTER APPLICATION

CLICK HERE

© Samarth eGov

**Step 3: Click on the link “Create your ABC Account” circle below.**

Student

Examination

Training & Placement

### Academic Bank of Credits Account Information

#### Key features




- Online centralized system
- Credit audit trail management
- Credit accounting
- Recognized learning achievements

You have not linked your Academic Bank of Credits (ABC) account.

[Click here to Link/Create your ABC Account](#)

© Samarth eGov

**Step 4: Click on “Do not have an account” Circle below.**

  **DigiLocker**   
Document Wallet to Empower Citizens

## Sign In to your account!

[Mobile](#) [Aadhaar/Username](#)

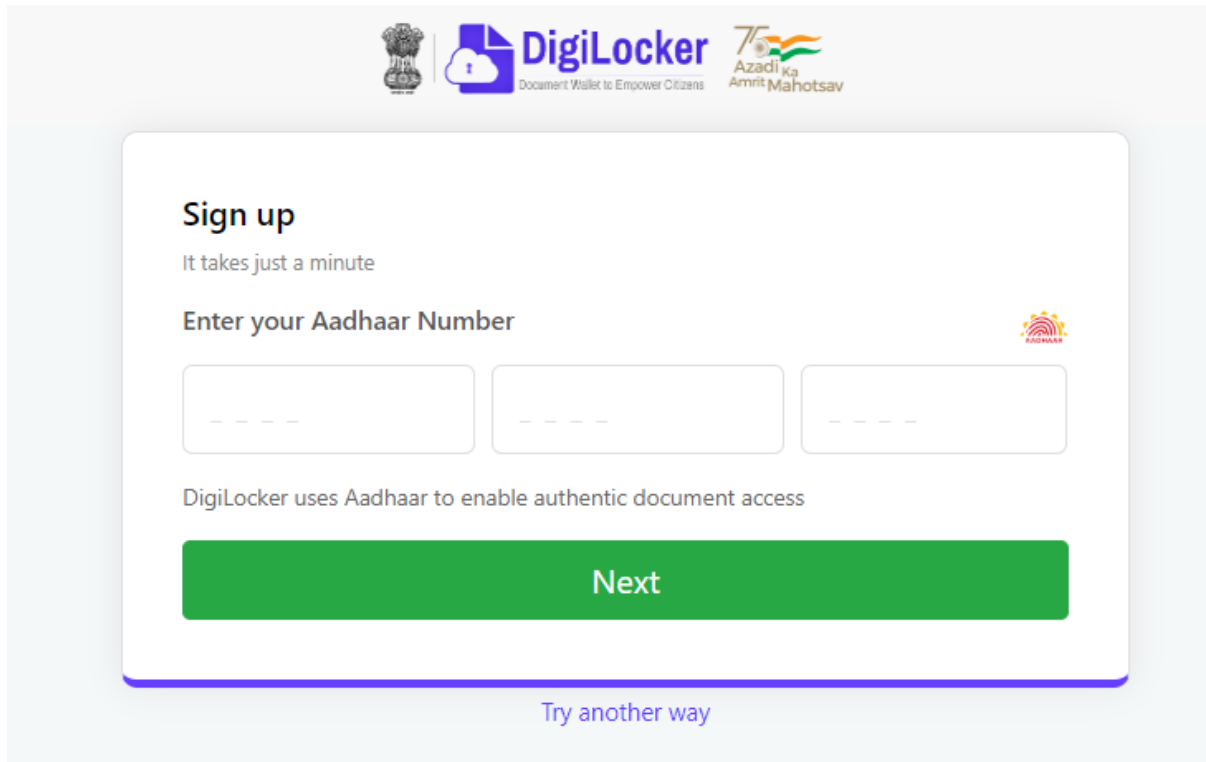
Mobile number\*

Enter your registered Mobile number

[Next](#)

Do not have an account? [Sign Up](#)

**Step 5: Enter your Aadhar Number, if you don't have Aadhar Number than click on "TRY ANOTHER WAY" then enter your mobile number shown below.**



**Sign up**  
It takes just a minute

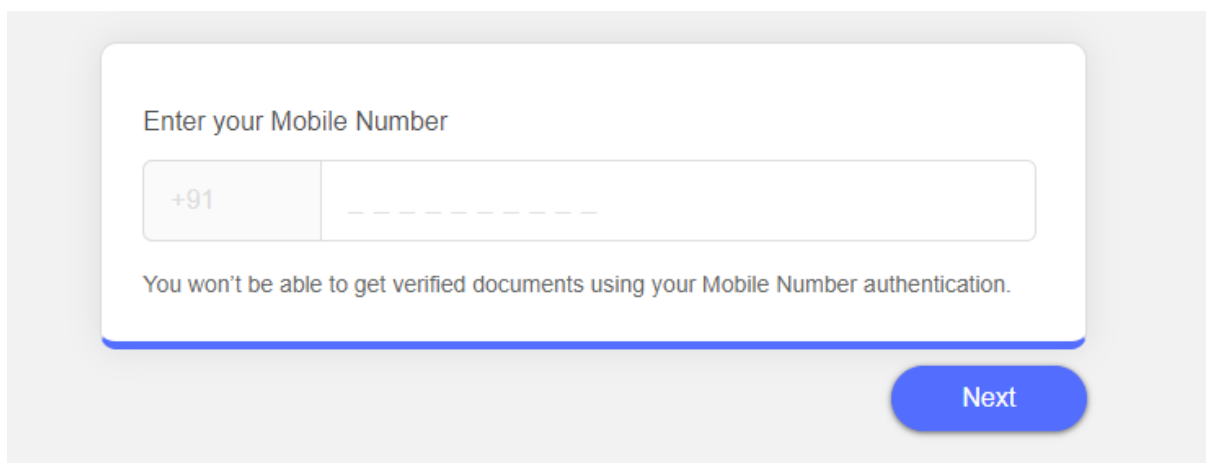
Enter your Aadhaar Number

-----

DigiLocker uses Aadhaar to enable authentic document access

**Next**

[Try another way](#)



Enter your Mobile Number

+91 -----

You won't be able to get verified documents using your Mobile Number authentication.

**Next**

**Step 6: Enter OTP to verify your number, shown below.**

### Verify mobile OTP

DigiLocker has sent you an OTP to your registered mobile (xxxxxx7147)  
Please enter OTP to complete verification

Didn't receive OTP? Wait few minutes for the OTP to arrive. Do not refresh or close!

[Submit](#)

[Didn't get the OTP? Resend OTP](#)

**Step 7: After verifying, enter your details in the field shown below and click on submit button.**

### Need few more details

DigiLocker uses Aadhaar to verify identity of the user and enable authentic document access. Please enter details as per your Aadhaar card.

Aadhaar Number

Full Name\*

Date of Birth\*


Gender\*

Email ID

[Submit](#)

**Step 8: Keep 6 digit security pin to enter in ABC Portal.**

6 digit PIN provides extra security to your account with two factor authentication.  
Don't disclose your Security PIN to anyone.  
**Please enter your 6 digit Security PIN to Signin**




[Forgot my PIN](#)

**Done**

**Step 9: After entering security pin click on “DONE” Button and you will get a phase shown below and then click on “ALLOW” Button.**

**Samarth eGov**

 You are providing your consent to share your Digilocker document with Samarth eGov.

**Allow**

Deny

**Finally you will get a phase shown below which indicates that your ABC Account is create successfully.**

Student

Examination

Training & Placement

**Great!**  
ABC Details Submitted.

### Academic Bank of Credits Account Information

#### Key features

- Online centralized system
- Credit audit trail management
- Credit accounting
- Recognized learning achievements

There's some discrepancy in ABC details that you have provided. Please contact the institute.

Student Enrollment Details	ABC Details
Name: Demo	Name: Anshuman Kishore
Gender:	Gender: M
D.O.B:	D.O.B: 10/26/2000

[Update your ABC Account](#)